



La Spaziale S10

Traditional Espresso Machines

The La Spaziale S10 range brings together precision engineering, exceptional brewing control and a streamlined user experience. Designed for professional environments of any size, the S10 offers powerful performance, intelligent features, and outstanding reliability, cup after cup. Whether you choose the 2 Group, 2 Group Compact or 3 Group model, the S10 delivers consistent espresso excellence with energy-saving technology built in.

Available Models:

La Spaziale S10 2 Group

La Spaziale S10 2 Group Compact

La Spaziale S10 3 Group



LIQUIDLINE

Altogether better

La Spaziale S10

Built for baristas who demand premium performance, the La Spaziale S10 range combines advanced control systems with easy-to-use functionality. Its intuitive interface, efficient energy-saving features and precision temperature management ensure every shot is brewed at its best. Designed to withstand demanding hospitality environments, the S10 delivers exceptional consistency while enhancing workflow efficiency.

PRECISION BREWING CONTROL

The La Spaziale S10's intelligent control system ensures every espresso shot meets exact brewing conditions. Real-time temperature monitoring, shot timers as standard and automatic dose settings help baristas achieve consistent extractions with minimal effort. Designed for reliability in busy environments, it delivers exceptional taste profiles throughout the day.

ENERGY EFFICIENT PERFORMANCE

The ECO Mode actively reduces energy consumption during quiet periods without compromising readiness or performance. This automatic standby operation helps lower running costs and supports environmentally conscious business practices, while ensuring your machine is always prepared to deliver premium coffee on demand.

BUILT FOR PROFESSIONALS

Engineered for durability and high-volume service, the S10 features dual pressure gauges for real-time performance visibility and a temporary temperature boost for peak demand. With reliable components and a sleek, contemporary design, every model in the S10 range supports smooth workflows and long-term operational confidence.

EFFORTLESS DAILY OPERATION

The S10 ensures that service runs smoothly from open to close. User-friendly features simplify drink prep during peak hours, while helpful routines including auto-clean and boiler-rinse cycles, keep hygiene standards high. Baristas can focus on customers and craft, knowing the machine handles the rest.

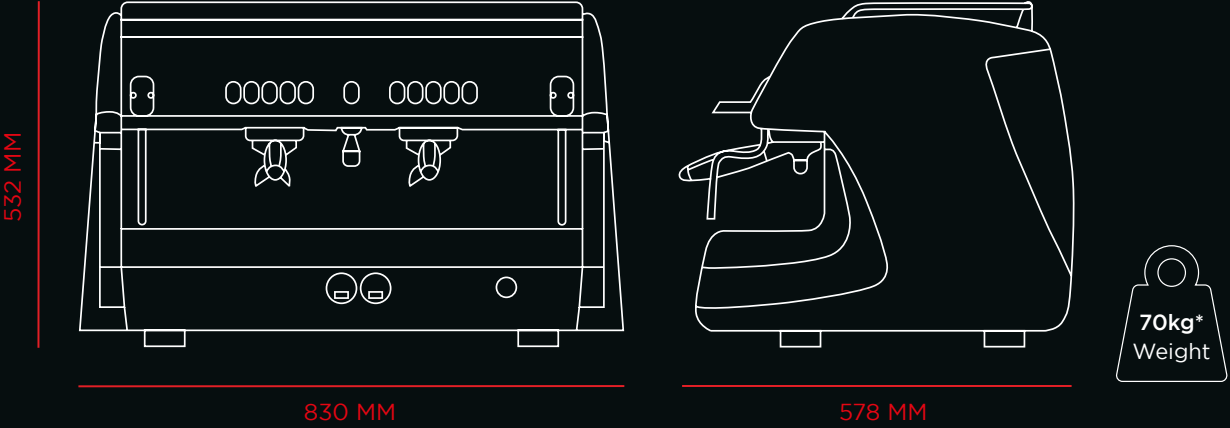
“

Advanced technology, user friendly and energy efficient, the La Spaziale S10 range has transformed the coffee offering across all our sites.”

La Spaziale S10 2 Group

Technical Information

La Spaziale S10 2 Group



*Dependent on model

Specification

Product ID	TRADLASPS10G2
Dimensions (W x D x H)	830 x 578 x 532
Weight (kg)	70
Drink Configurations	Americano, Black Coffee, Cappuccino Double Espresso, Cold Brew, Espresso, Flat White, Latte, Macchiato, Mocha, Ristretto
Boiler Capacity	10 Litres
Energy	230 Volt
Water	Mains Fed
Colour Options	Black



Get in Touch

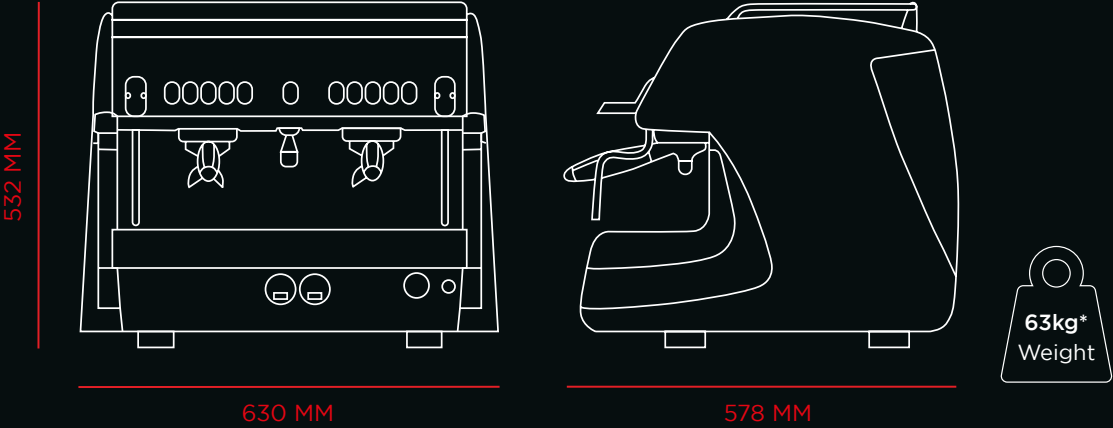
liquidline.co.uk
sales@liquidline.co.uk
0800 849 9110

liquidline.ie
sales@liquidline.ie
01 263 6363

La Spaziale S10 2 Group Compact

Technical Information

La Spaziale S10 2 Group Compact



*Dependent on model

Specification

Product ID	TRADLASPS10CG2
Dimensions (W x D x H)	630 x 578 x 532
Weight (kg)	63
Drink Configurations	Americano, Black Coffee, Cappuccino Double Espresso, Cold Brew, Espresso, Flat White, Latte, Macchiato, Mocha, Ristretto
Boiler Capacity	5 Litres
Energy	230 Volt
Water	Mains Fed
Colour Options	Black



Get in Touch

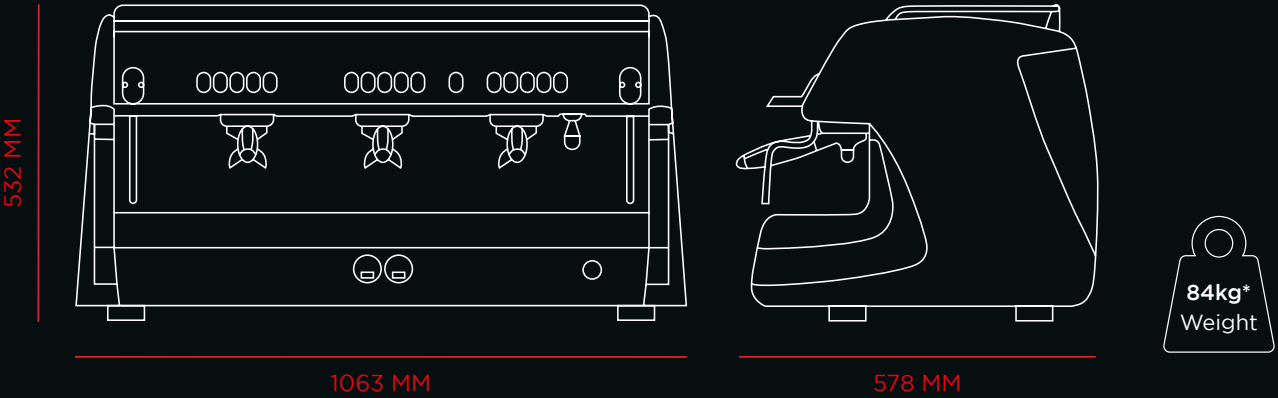
liquidline.co.uk
sales@liquidline.co.uk
0800 849 9110

liquidline.ie
sales@liquidline.ie
01 263 6363

La Spaziale S10 3 Group

Technical Information

La Spaziale S10 3 Group



*Dependent on model

Specification

Product ID	TRADLASPS10G3
Dimensions (W x D x H)	1063 x 578 x 532
Weight (kg)	84
Drink Configurations	Americano, Black Coffee, Cappuccino Double Espresso, Cold Brew, Espresso, Flat White, Latte, Macchiato, Mocha, Ristretto
Boiler Capacity	15 Litres
Energy	230 Volt
Water	Mains Fed
Colour Options	Black



Get in Touch

liquidline.co.uk
sales@liquidline.co.uk
0800 849 9110

liquidline.ie
sales@liquidline.ie
01 263 6363