

# La Spaziale S21

## Traditional Espresso Machines

The La Spaziale S21 range is engineered to deliver dependable performance, precision brewing and modern Italian design across every service style. Developed for hospitality environments that demand consistency and efficiency, the S21 family offers multiple configurations to suit high-volume cafés, space-conscious coffee bars and fast-paced takeaway settings, all with unmistakable La Spaziale build quality at its core.

### Available Models:

*La Spaziale S21 2 Group*

*La Spaziale S21 2 Group Takeaway*

*La Spaziale S21 2 Group Compact*

*La Spaziale S21 2 Group Takeaway Compact*

*La Spaziale S21 3 Group*

*La Spaziale S21 3 Group Takeaway*



# La Spaziale S21

Designed for professional baristas and demanding workflows, the La Spaziale S21 range combines robust engineering with modern aesthetics. From steady temperature stability to reliable steam performance, each model supports smooth service and repeatable results. Whether in compact spaces or high-output venues, the S21 delivers dependable espresso quality with energy-conscious operation in every model.

### ADVANCED BREWING PERFORMANCE

The S21 range is built around highly stable heat exchange technology, ensuring accurate temperature control throughout service. This delivers consistent extraction, a balanced flavour profile, and reliable shot quality, even during demanding peak periods, supporting baristas with dependable, repeatable espresso results across all operating conditions.

### SERVICE CONFIDENCE & CONTROL

With integrated pressure gauges for both boiler and pump, the S21 range gives baristas and engineers clear, real-time visibility over machine performance. Combined with built-in pump and stable electric heating, this supports precise control, faster diagnostics and confident day-to-day operation in demanding service environments.

### BUILT FOR WORKFLOW EFFICIENCY

Thoughtfully designed group spacing, responsive steam delivery and intuitive operational layouts help streamline service during busy periods. The S21 range supports fast-paced preparation without sacrificing control, giving baristas the confidence to maintain speed, accuracy and consistency under pressure.

### ENGINEERED FOR RELIABILITY

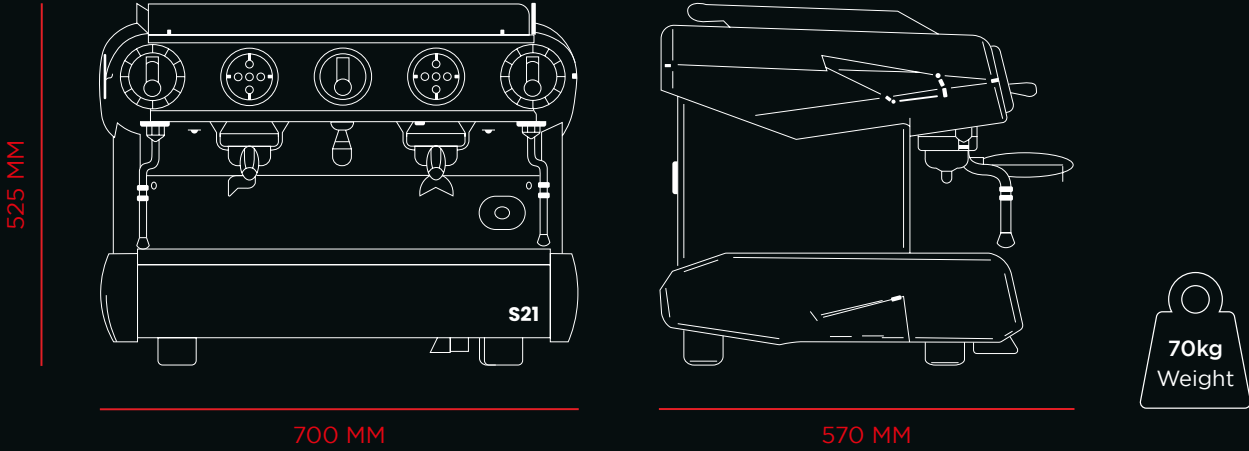
Constructed with durable internal components and a strong stainless-steel chassis, the S21 range is designed to perform reliably day after day. Its low-maintenance operation, dependable pressure systems and robust build quality ensure long-term confidence for operators in demanding commercial environments.

“

This range is truly built for performance and designed for consistency. Serving as a trusted and valuable addition to our coffee counter.”

# La Spaziale S21 2 Group

## Technical Information



## Specification

Product ID	TRADLASPS21G2
Dimensions (H x W x D)	525 x 700 x 570 mm
Weight (kg)	70
Drink Configurations	Americano, Black Coffee, Cappuccino, Double Espresso, Cold Brew, Espresso, Flat White, Latte, Macchiato, Mocha, Ristretto
Energy	230 V
Water	Plumbed in
Colour Options	Black



## Get in Touch

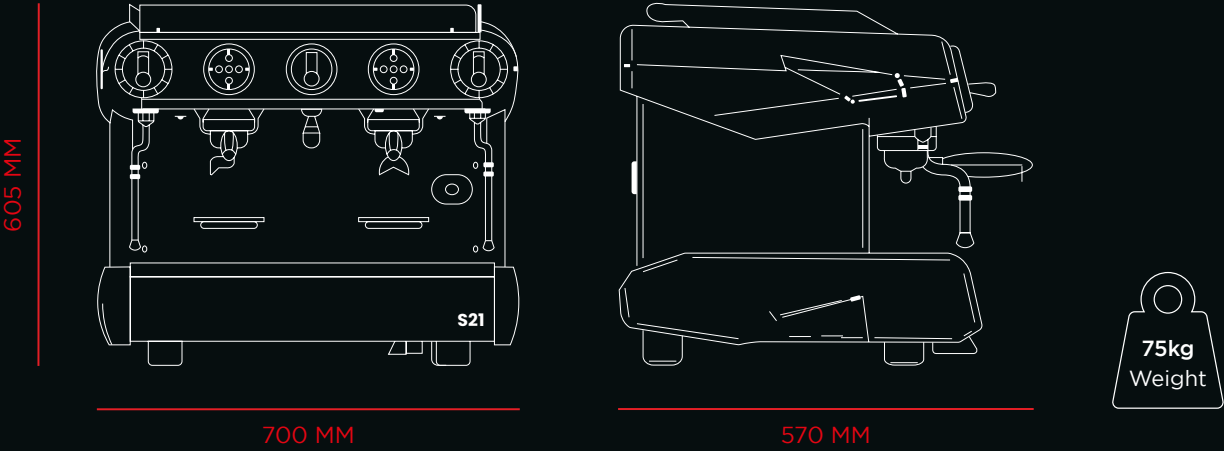
liquidline.co.uk  
sales@liquidline.co.uk  
0800 849 9110

liquidline.ie  
sales@liquidline.ie  
01 263 6363

# La Spaziale S21 2 Group Takeaway

## Technical Information

La Spaziale S21 2 Group Takeaway



## Specification

Product ID	TRADLASPS21G2TA
Dimensions (H x W x D)	605 x 700 x 570 mm
Weight (kg)	75
Drink Configurations	Americano, Black Coffee, Cappuccino, Double Espresso, Cold Brew, Espresso, Flat White, Latte, Macchiato, Mocha, Ristretto
Energy	230 V
Water	Plumbed in
Colour Options	Black



## Get in Touch

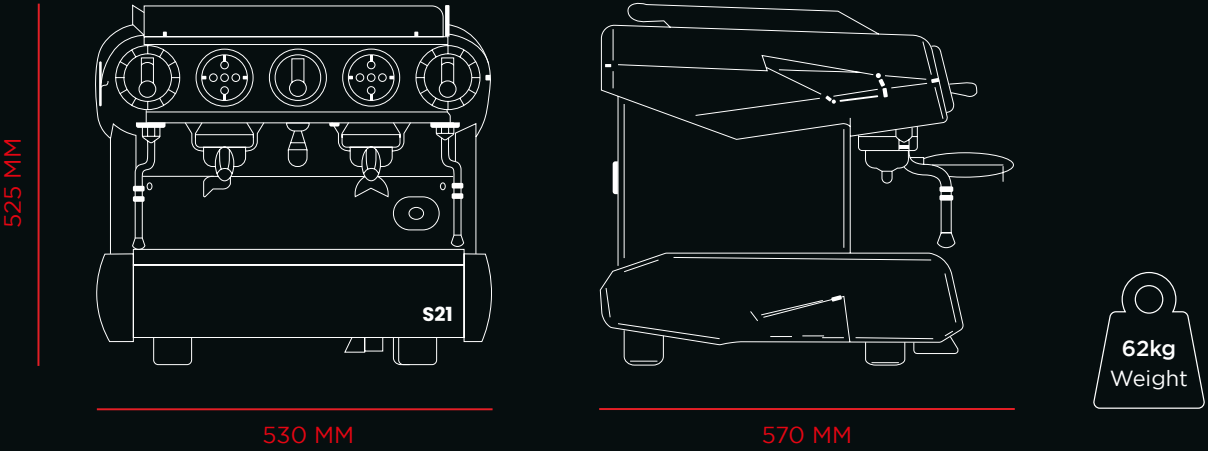
liquidline.co.uk  
sales@liquidline.co.uk  
0800 849 9110

liquidline.ie  
sales@liquidline.ie  
01 263 6363

# La Spaziale S21 Compact 2 Group

## Technical Information

La Spaziale S21 Compact 2 Group



## Specification

Product ID	TRADLASPS21CG2
Dimensions (H x W x D)	525 x 530 x 570 mm
Weight (kg)	62
Drink Configurations	Americano, Black Coffee, Cappuccino, Double Espresso, Cold Brew, Espresso, Flat White, Latte, Macchiato, Mocha, Ristretto
Energy	230 V
Water	Plumbed in
Colour Options	Black



## Get in Touch

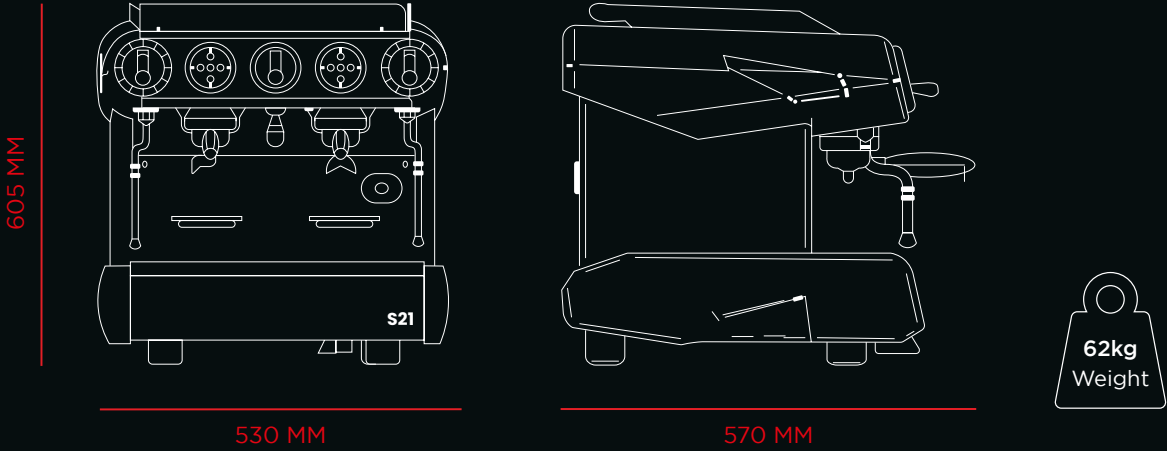
liquidline.co.uk  
sales@liquidline.co.uk  
0800 849 9110

liquidline.ie  
sales@liquidline.ie  
01 263 6363

# La Spaziale S21 2 Group Takeaway Compact

## Technical Information

La Spaziale S21 2 Group Takeaway Compact



## Specification

Product ID	TRADLASPS21CG2TA
Dimensions (H x W x D)	605 x 530 x 570 mm
Weight (kg)	62
Drink Configurations	Americano, Black Coffee, Cappuccino, Double Espresso, Cold Brew, Espresso, Flat White, Latte, Macchiato, Mocha, Ristretto
Energy	230 V
Water	Plumbed in
Colour Options	Black



## Get in Touch

liquidline.co.uk  
sales@liquidline.co.uk  
0800 849 9110

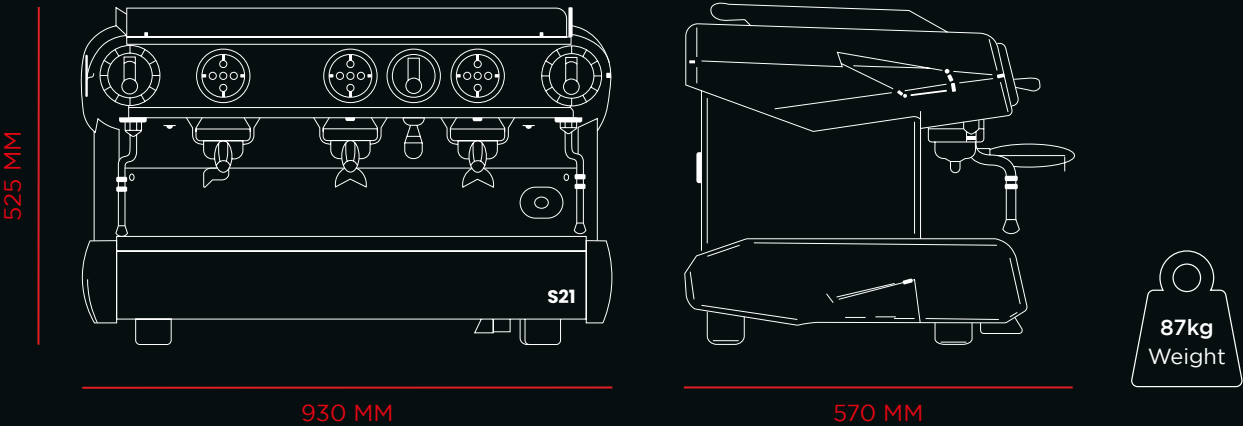
liquidline.ie  
sales@liquidline.ie  
01 263 6363



# La Spaziale S21 3 Group

## Technical Information

La Spaziale S21 3 Group



## Specification

Product ID	TRADLASPS1MV
Dimensions (H x W x D)	525 x 930 x 570 mm
Weight (kg)	87
Drink Configurations	Americano, Black Coffee, Cappuccino, Double Espresso, Cold Brew, Espresso, Flat White, Latte, Macchiato, Mocha, Ristretto
Energy	230 V
Water	Plumbed in
Colour Options	Black

## Get in Touch

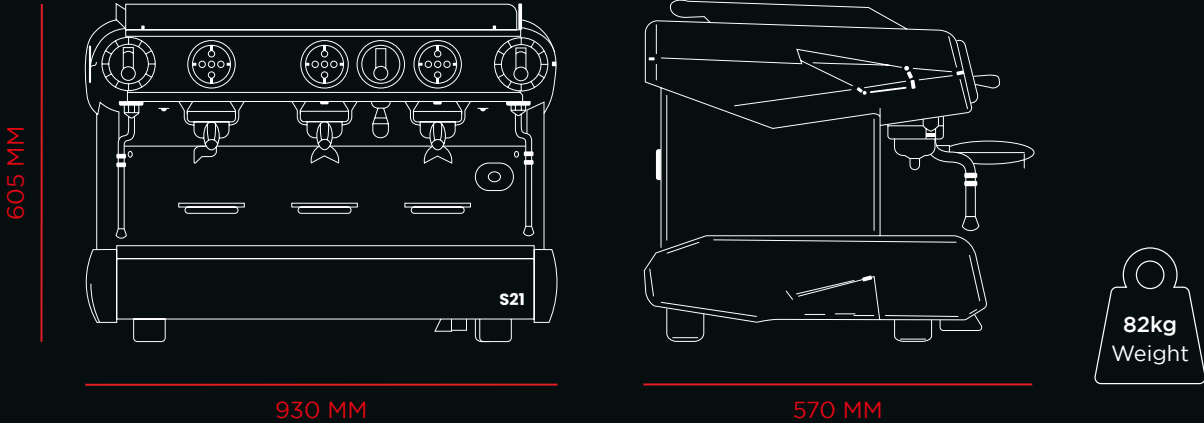
liquidline.co.uk  
sales@liquidline.co.uk  
0800 849 9110

liquidline.ie  
sales@liquidline.ie  
01 263 6363

# La Spaziale S21

## 3 Group Takeaway

### Technical Information



### Specification

Product ID	TRADLASPS1MV
Dimensions (H x W x D)	605 x 930 x 570 mm
Weight (kg)	82
Drink Configurations	Americano, Black Coffee, Cappuccino, Double Espresso, Cold Brew, Espresso, Flat White, Latte, Macchiato, Mocha, Ristretto
Energy	230 V
Water	Plumbed in
Colour Options	Black



### Get in Touch

liquidline.co.uk  
sales@liquidline.co.uk  
0800 849 9110

liquidline.ie  
sales@liquidline.ie  
01 263 6363